



# **PE3503 EVALUATION KIT USER'S MANUAL**

6175 Nancy Ridge Drive, San Diego, CA 92121  
(858) 455-0660, Fax (858) 455-0770

© Copyright 2001 Peregrine Semiconductor Corp. All rights reserved. Printed in the United States of America. No part of this publication may be reproduced, photocopied, stored in a retrieval system, or transmitted by electronic, mechanical or any other means without prior written permission of Peregrine Semiconductor Corp.

Peregrine Semiconductor Corp., the Peregrine logotype, and UTSi are registered trademarks of Peregrine Semiconductor Corp. PE3503 is a trademark of Peregrine Semiconductor Corp.

Peregrine Semiconductor Corp. reserves the right to make improvements to the hardware, firmware or software described in this manual at any time and without notice. While the accompanying material has been carefully reviewed to insure the most accurate information possible, the data are not warranted for absolute accuracy or completeness and are subject to change without notification.

### **Peregrine Semiconductor Corp. Life Support Policy**

Peregrine Semiconductor Corp. products are not intended for use in life-critical situations, or as critical components in life-support devices or systems.

Life-support devices or systems are defined as devices or systems that are intended for surgical implant into the body, or that support or sustain life, and whose failure to perform when used in accordance with the instructions provided by the manufacturer, might result in injury to the user.

### **Applications Support**

If you have a problem with your evaluation kit or if you have applications questions call (858) 455-0660 and ask for applications support.

You may also contact us by fax or e-mail:

Fax: (858) 455-0770

E-Mail: [help@peregrine-semi.com](mailto:help@peregrine-semi.com)

### **FCC Compliance Statement**

This device is intended for use only in a research and development environment. It has not been tested for compliance with FCC regulations regarding interference with radio frequency energy. It might cause harmful interference with radio communications. The user assumes responsibility for any interference caused by this device.

# 1. Introduction

The PE3503 is a high performance, low power monolithic divider manufactured using Peregrine's UTSi CMOS process. It features a fixed divide ratio of 8 and can operate with input signals of up to 3.5 GHz. The PE3503 operates on a nominal 3 volts supply and draws only about 14mA of current. The wideband frequency of operation of the PE3503 makes it an ideal part used in a DBS down converter system. Figure 1 illustrates how the PE3503 may be implemented in such a system.

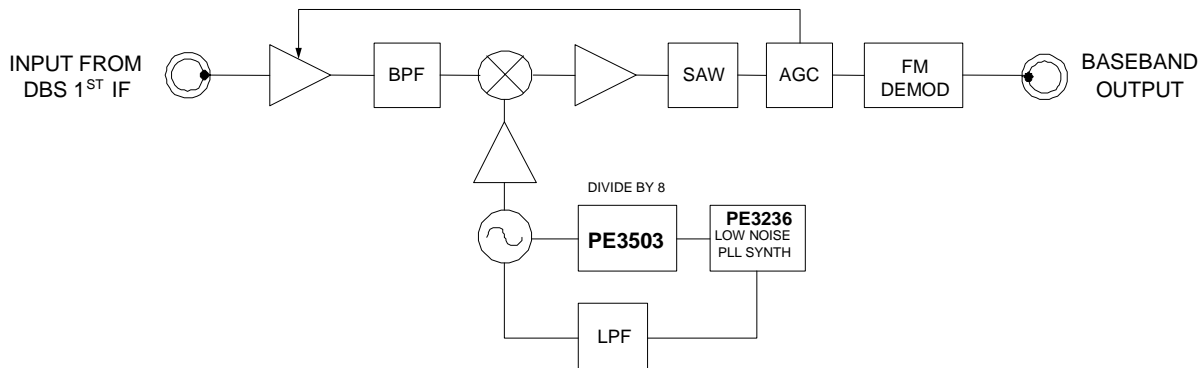


Figure 1. PE3503 System Application

# 2. Evaluation Board Description

The PE3503 evaluation board is depicted below in Figure 2. The input is driven into the RF In port while the divided output is taken at Out 1. Both input and output contain footprints for AC coupling capacitors (C3 and C1 respectively). The power supply connection is provided near the top of the evaluation board (J2) with the lower pin as the supply and the upper pin as ground. In addition C2, C5, and C10 are placeholders for power supply decoupling capacitors. Placeholders C4, C6, and C8 are needed for required bypass capacitors. **Note: C4 and C6 are located on the underside of the evaluation board.**

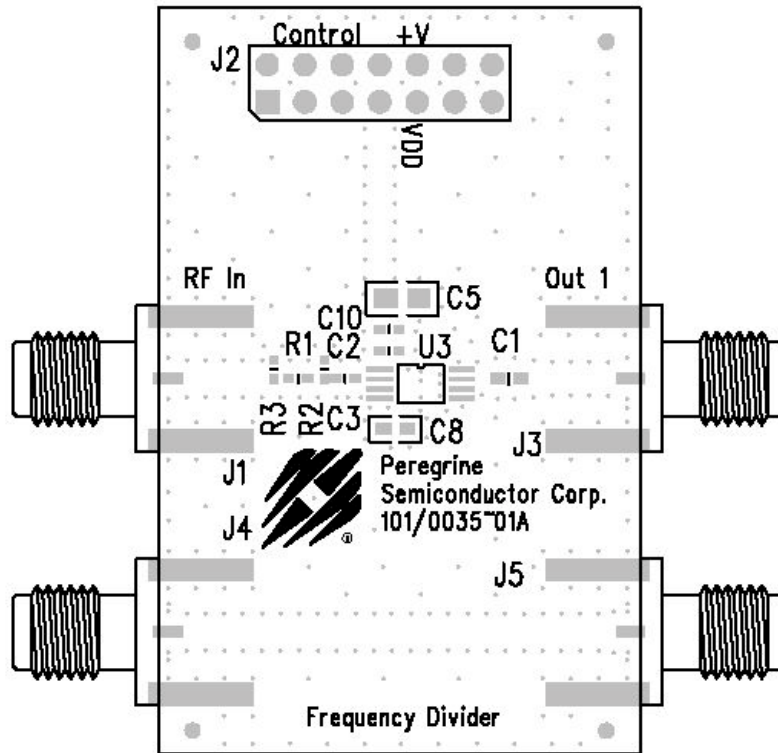


Figure 2. PE3503 Evaluation Board

### 3. Evaluation Board Test Setup

The PE3503 can be tested on the evaluation board using the test setup shown below in Figure 3. In the test setup, it is essential that the power supply is properly decoupled and bypass capacitors are used for pin 3. In addition, the input and output need to be AC coupled.

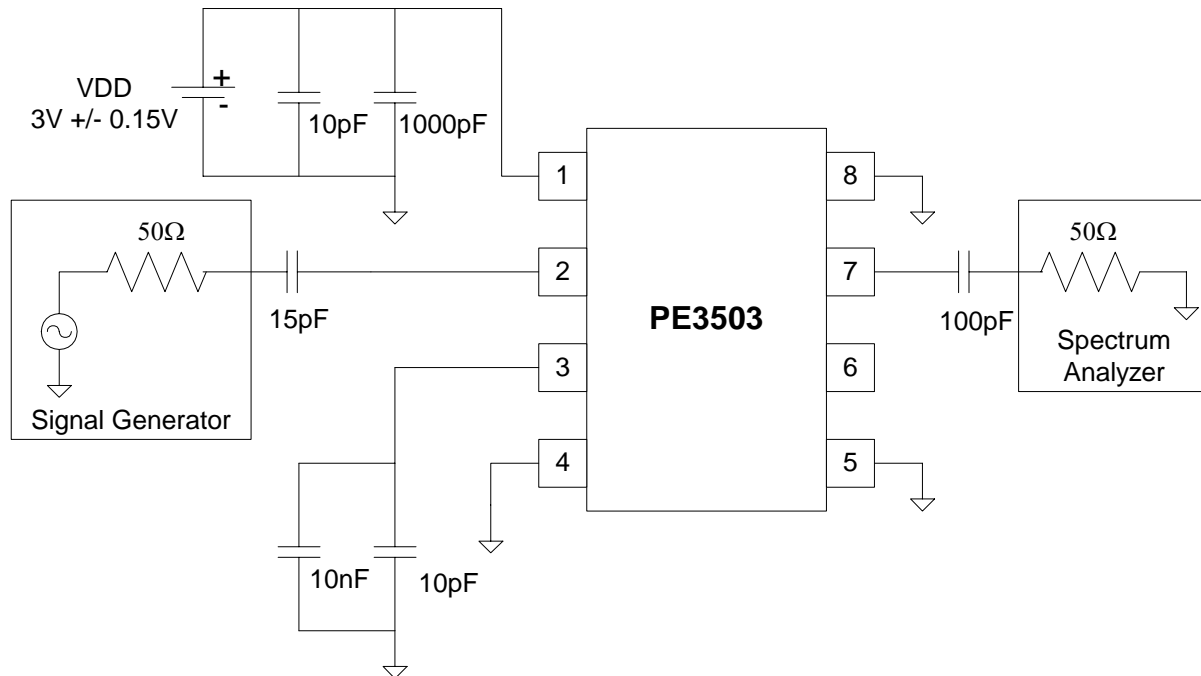


Figure 3. PE3503 Test Setup

## 4. Testing

Test measurements were made using the test setup depicted above in Figure 3. With a nominal supply of 3 volts, the input signal generator was swept from 2000 MHz to 3500 MHz with the input power set at  $-9\text{dBm}$ . The output power was measured with a power meter.

## 5. Revision History

<b>DCN#</b>	<b>Revision</b>	<b>Date:</b>	<b>Originator:</b>	<b>Description of Change:</b>
01227	00A	04/19/01	D. Jones	Initial Release