
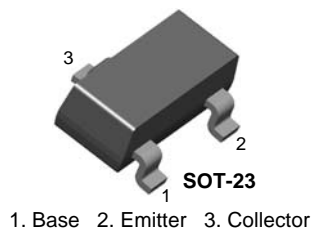


BSR18B

PNP General Purpose Amplifier

This device is designed as a general purpose amplifier and switch.

Sourced from Process 23.



Absolute Maximum Ratings * $T_a = 25^\circ\text{C}$ unless otherwise noted

Symbol	Parameter	Value	Units
V_{CB0}	Collector-Base Voltage	40	V
V_{CEO}	Collector-Emitter Voltage	40	V
V_{EBO}	Emitter-Base Voltage	5.0	V
I_C	Collector Current (DC)	200	mA
T_J, T_{STG}	Junction Temperature, Storage Temperature	-55 ~ +150	$^\circ\text{C}$

* These ratings are limiting values above which the serviceability of any semiconductor device may be impaired.

NOTES:

- 1) These ratings are based on a maximum junction temperature of 150 degrees C.
- 2) These are steady state limits. The factory should be consulted on applications involving pulsed or low duty cycle operations.

Thermal Characteristics * $T_a = 25^\circ\text{C}$ unless otherwise noted

Symbol	Characteristic	Max	Units
P_D	Total Device Dissipation	230	mW
	Derate above 25°C	1.84	$\text{mW}/^\circ\text{C}$
$R_{\theta JA}$	Thermal Resistance, Junction to Ambient	550	$^\circ\text{C}/\text{W}$

*Device mounted on FR-4 PCB 1.6" X 1.6" X 0.06".

Electrical Characteristics * $T_a = 25^\circ\text{C}$ unless otherwise noted

Symbol	Parameter	Test Condition	MIN	MAX	Units
--------	-----------	----------------	-----	-----	-------

Off Characteristics

$V_{(BR)CEO}$	Collector-Emitter Breakdown Voltage	$I_c = 1.0\text{ mA}, I_B = 0$	40		V
$V_{(BR)CBO}$	Collector-Base Breakdown Voltage	$I_c = 10\ \mu\text{A}, I_E = 0$	40		V
$V_{(BR)EBO}$	Emitter-Base Breakdown Voltage	$I_E = 10\ \mu\text{A}, I_c = 0$	5.0		V
I_{CBO}	Collector-Cutoff Current	$V_{CB} = 30\text{ V}$		50	nA
I_{EBO}	Emitter-Cutoff Current	$V_{CE} = 30\text{ V}, V_{EB} = 3.0\text{ V}$		50	nA

On Characteristics

h_{FE}	DC Current Gain	$I_c = 0.1\text{ mA}, V_{CE} = 1.0\text{ V}$ $I_c = 1.0\text{ mA}, V_{CE} = 1.0\text{ V}$ $I_c = 10\text{ mA}, V_{CE} = 1.0\text{ V}$ $I_c = 50\text{ mA}, V_{CE} = 1.0\text{ V}$ $I_c = 100\text{ mA}, V_{CE} = 1.0\text{ V}$	60 80 110 60 30	220	
$V_{CE(sat)}$	Collector-Emitter Saturation Voltage *	$I_c = 10\text{ mA}, I_B = 1.0\text{ mA}$ $I_c = 50\text{ mA}, I_B = 5.0\text{ mA}$		0.25 0.4	V V
$V_{BE(sat)}$	Emitter-Base Breakdown Voltage *	$I_c = 10\text{ mA}, I_B = 1.0\text{ mA}$ $I_c = 50\text{ mA}, I_B = 5.0\text{ mA}$	0.65	0.85 0.95	V V

Small Signal Characteristics

C_{cb}	Collector-Base Capacitance	$V_{CB} = 5.0\text{ V}, I_E = 0, f = 100\text{ kHz}$		4.5	pF
C_{eb}	Emitter-Base Capacitance	$V_{EB} = 0.5\text{ V}, I_c = 0, f = 100\text{ kHz}$		10	pF

Switching Characteristics

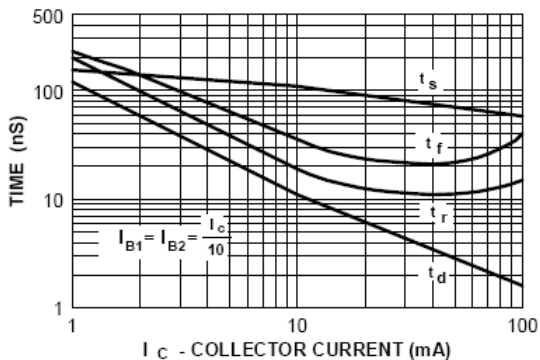
t_d	Delay Time	$I_c = 10\text{ mA}, I_{B1} = 1.0\text{ mA}, V_{CC} = 3.0\text{ V}$		35	ns
t_r	Rise Time			35	pF
t_s	Storage Time	$I_c = 10\text{ mA}, I_{BON} = I_{BOFF} = 1.0\text{ mA}$		225	ns
t_f	Fall Time		$V_{CC} = 3.0\text{ V}$	75	ns

* Pulse Test: Pulse Width $\leq 300\ \mu\text{s}$, Duty Cycle $\leq 2\%$

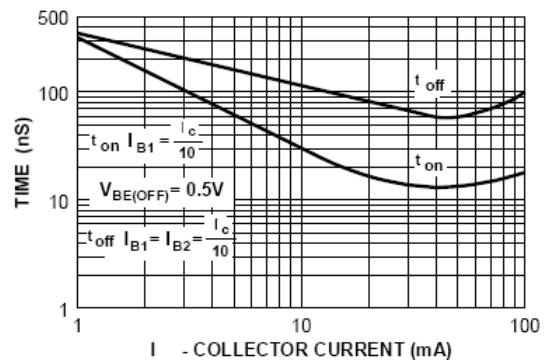
NOTE: All voltages (V) and currents (A) are negative polarity for PNP transistors.

Typical Performance Characteristics

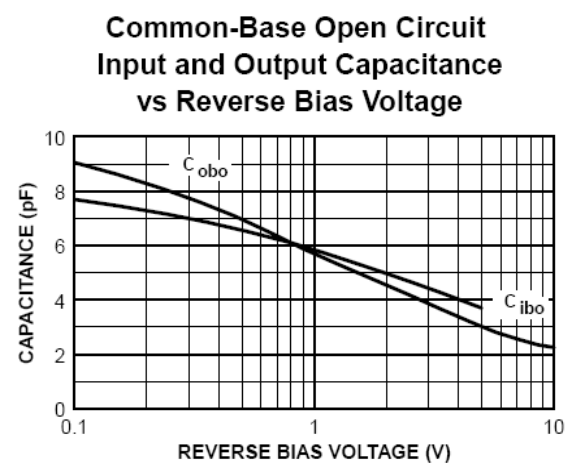
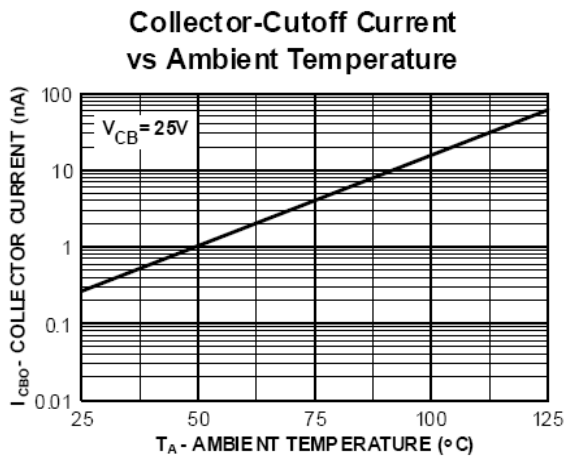
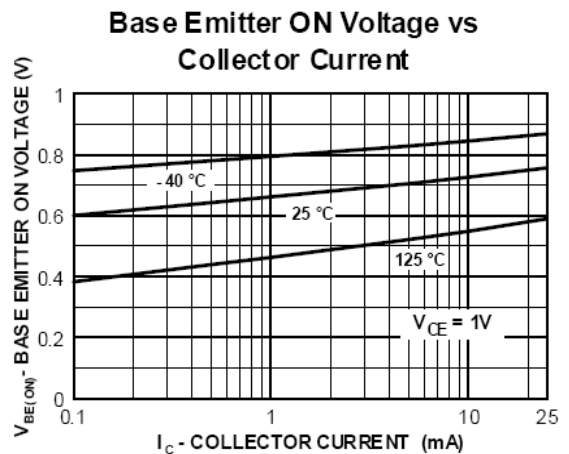
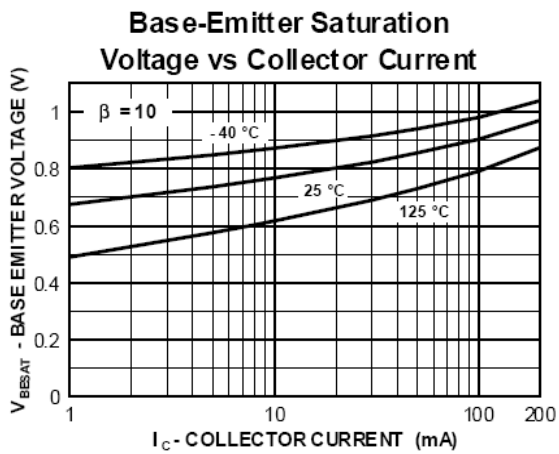
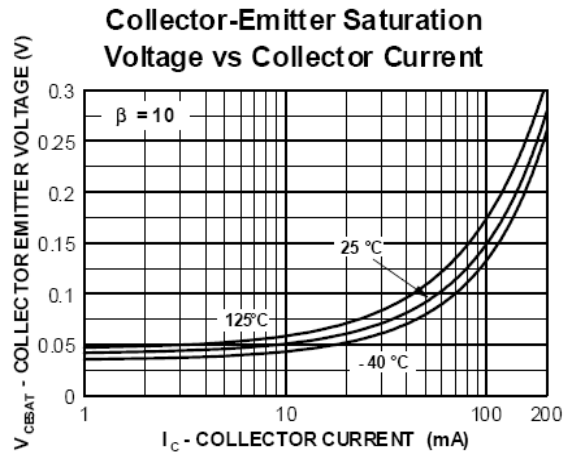
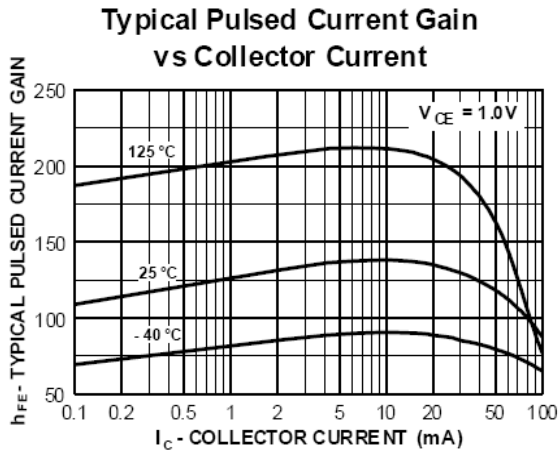
Switching Times vs Collector Current



Turn On and Turn Off Times vs Collector Current



Typical Performance Characteristics (continued)





FAIRCHILD SEMICONDUCTOR TRADEMARKS

The following are registered and unregistered trademarks Fairchild Semiconductor owns or is authorized to use and is not intended to be an exhaustive list of all such trademarks.

ACE ^x ™	FACT Quiet Series™	OCX™	SILENT SWITCHER®	UniFET™
ActiveArray™	GlobalOptoisolator™	OCXPro™	SMART START™	VCX™
Bottomless™	GTO™	OPTOLOGIC®	SPM™	Wire™
Build it Now™	HiSeC™	OPTOPLANAR™	Stealth™	
CoolFET™	I ² C™	PACMAN™	SuperFET™	
CROSSVOLT™	i-Lo™	POP™	SuperSOT™-3	
DOME™	ImpliedDisconnect™	Power247™	SuperSOT™-6	
EcoSPARK™	IntelliMAX™	PowerEdge™	SuperSOT™-8	
E ² CMOS™	ISOPLANAR™	PowerSaver™	SyncFET™	
EnSigna™	LittleFET™	PowerTrench®	TCM™	
FACT®	MICROCOUPLER™	QFET®	TinyBoost™	
FAST®	MicroFET™	QS™	TinyBuck™	
FAST _r ™	MicroPak™	QT Optoelectronics™	TinyPWM™	
FPS™	MICROWIRE™	Quiet Series™	TinyPower™	
FRFET™	MSX™	RapidConfigure™	TinyLogic®	
	MSXPro™	RapidConnect™	TINYOPTO™	
Across the board. Around the world.™		μSerDes™	TruTranslation™	
The Power Franchise®		ScalarPump™	UHC®	
Programmable Active Droop™				

DISCLAIMER

FAIRCHILD SEMICONDUCTOR RESERVES THE RIGHT TO MAKE CHANGES WITHOUT FURTHER NOTICE TO ANY PRODUCTS HEREIN TO IMPROVE RELIABILITY, FUNCTION OR DESIGN. FAIRCHILD DOES NOT ASSUME ANY LIABILITY ARISING OUT OF THE APPLICATION OR USE OF ANY PRODUCT OR CIRCUIT DESCRIBED HEREIN; NEITHER DOES IT CONVEY ANY LICENSE UNDER ITS PATENT RIGHTS, NOR THE RIGHTS OF OTHERS. THESE SPECIFICATIONS DO NOT EXPAND THE TERMS OF FAIRCHILD'S WORLDWIDE TERMS AND CONDITIONS, SPECIFICALLY THE WARRANTY THEREIN, WHICH COVERS THESE PRODUCTS.

LIFE SUPPORT POLICY

FAIRCHILD'S PRODUCTS ARE NOT AUTHORIZED FOR USE AS CRITICAL COMPONENTS IN LIFE SUPPORT DEVICES OR SYSTEMS WITHOUT THE EXPRESS WRITTEN APPROVAL OF FAIRCHILD SEMICONDUCTOR CORPORATION.

As used herein:

1. Life support devices or systems are devices or systems which, (a) are intended for surgical implant into the body, or (b) support or sustain life, or (c) whose failure to perform when properly used in accordance with instructions for use provided in the labeling, can be reasonably expected to result in significant injury to the user.
2. A critical component is any component of a life support device or system whose failure to perform can be reasonably expected to cause the failure of the life support device or system, or to affect its safety or effectiveness.

PRODUCT STATUS DEFINITIONS

Definition of Terms

Datasheet Identification	Product Status	Definition
Advance Information	Formative or In Design	This datasheet contains the design specifications for product development. Specifications may change in any manner without notice.
Preliminary	First Production	This datasheet contains preliminary data, and supplementary data will be published at a later date. Fairchild Semiconductor reserves the right to make changes at any time without notice in order to improve design.
No Identification Needed	Full Production	This datasheet contains final specifications. Fairchild Semiconductor reserves the right to make changes at any time without notice in order to improve design.
Obsolete	Not In Production	This datasheet contains specifications on a product that has been discontinued by Fairchild semiconductor. The datasheet is printed for reference information only.

Rev. I23