

<b>SANYO</b>	No.2528A	2SA1476/2SC3782
		PNP/NPN Epitaxial Planar Type Silicon Transistors VERY HIGH-DEFINITION CRT DISPLAY VIDEO OUTPUT APPLICATIONS

**Applications**

- . Video output
- . Color TV chroma output
- . Wide-band amp

**Features**

- . High  $f_T$  ( $f_T$  typ=400MHz)
- . High breakdown voltage ( $V_{CEO} \geq 200V$ )
- . Small reverse transfer capacitance and excellent high frequency characteristic ( $c_{re} = 2.1pF$ (NPN),  $2.6pF$ (PNP))
- . Complementary PNP and NPN types
- . Adoption of FBET process

( ): 2SA1476

**Absolute Maximum Ratings at  $T_a = 25^\circ C$**

			unit
Collector-to-Base Voltage	$V_{CBO}$	(-)200	V
Collector-to-Emitter Voltage	$V_{CEO}$	(-)200	V
Emitter-to-Base Voltage	$V_{EBO}$	(-)4	V
Collector Current	$I_C$	(-)200	mA
Peak Collector Current	$i_{cp}$	(-)300	mA
Collector Dissipation	$P_C$	1.5	W
		$T_c = 50^\circ C$	
		15	W
Junction Temperature	$T_j$	150	$^\circ C$
Storage Temperature	$T_{stg}$	-55 to +150	$^\circ C$

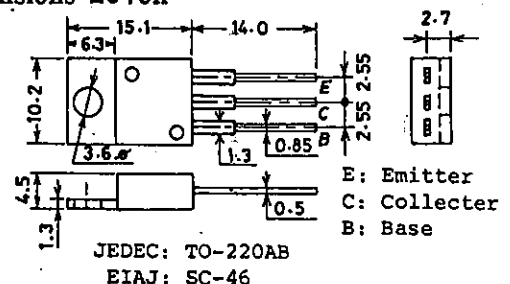
**Electrical Characteristics at  $T_a = 25^\circ C$**

			min	typ	max	unit
Collector Cutoff Current	$I_{CBO}$	$V_{CB} = (-)150V, I_B = 0$			(-)0.1	$\mu A$
Emitter Cutoff Current	$I_{EBO}$	$V_{EB} = (-)2V, I_C = 0$			(-)1.0	$\mu A$
DC Current Gain	$h_{FE}(1)$	$V_{CE} = (-)10V, I_C = (-)10mA$	40*		320*	
	$h_{FE}(2)$	$V_{CE} = (-)10V, I_C = (-)100mA$	20			
Gain-Bandwidth Product	$f_T$	$V_{CE} = (-)30V, I_C = (-)50mA$		400		MHz
C-E Saturation Voltage	$V_{CE(sat)}$	$I_C = (-)50mA, I_B = (-)5mA$			0.6	V
					(-0.8)	V
B-E Saturation Voltage	$V_{BE(sat)}$	$I_C = (-)50mA, I_B = (-)5mA$			(-)1.0	V
C-B Breakdown Voltage	$V_{(BR)CBO}$	$I_C = (-)10\mu A, I_E = 0$	(-)200			V
C-E Breakdown Voltage	$V_{(BR)CEO}$	$I_C = (-)1mA, R_{BF} = \infty$	(-)200			V
E-B Breakdown Voltage	$V_{(BR)EBO}$	$I_E = (-)100\mu A, I_C = 0$	(-)4			V
Output Capacitance	$c_{ob}$	$V_{CB} = (-)30V, f = 1MHz$	2.6(3.1)			pF
Reverse Transfer Capacitance	$c_{re}$	$V_{CB} = (-)30V, f = 1MHz$	2.1(2.6)			pF

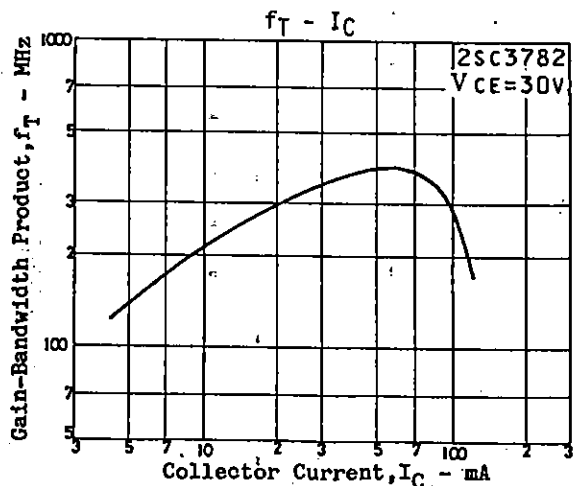
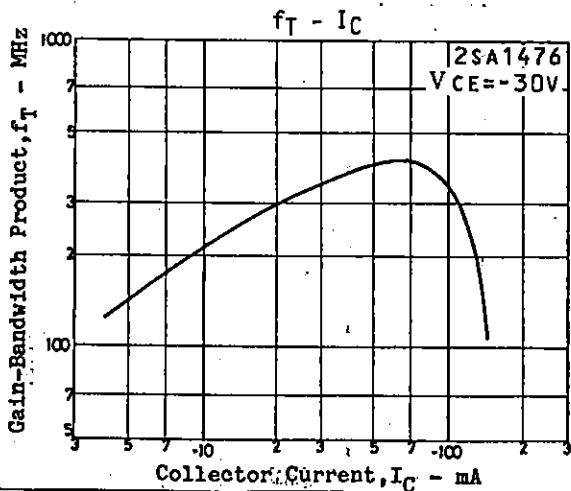
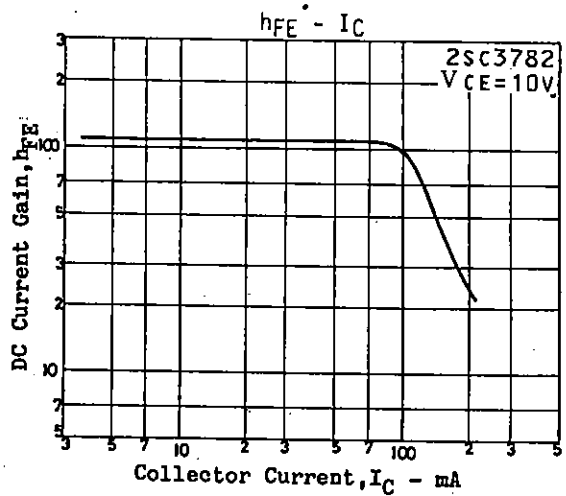
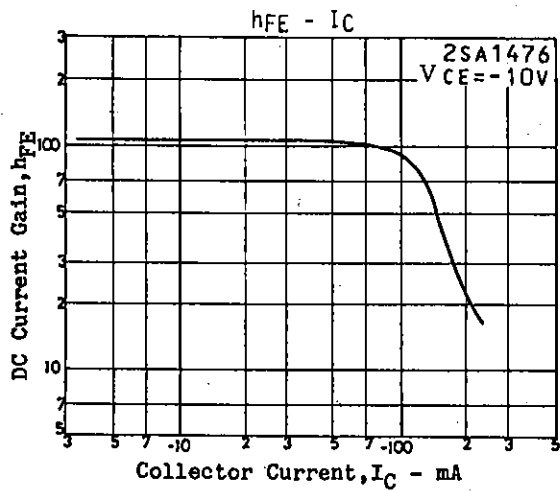
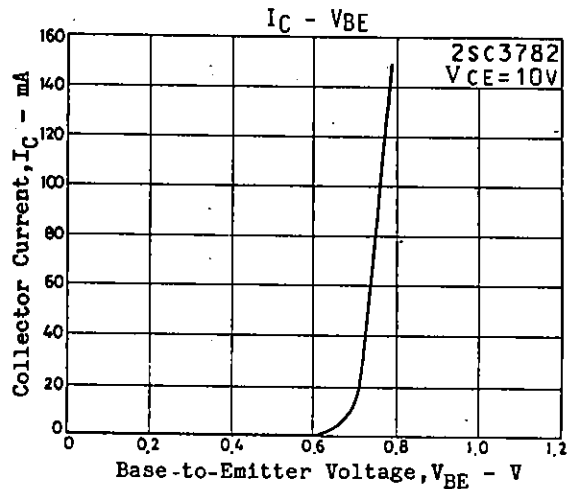
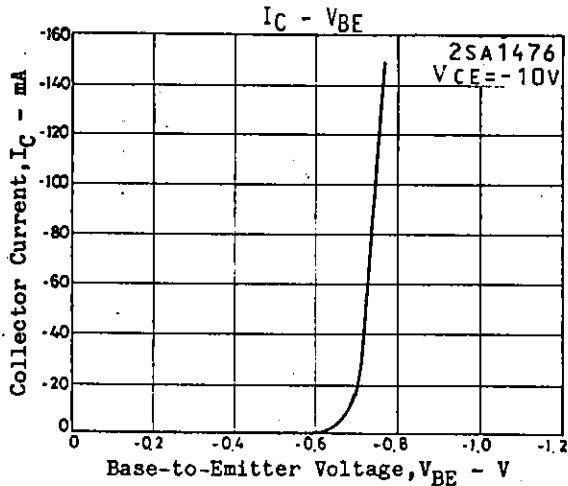
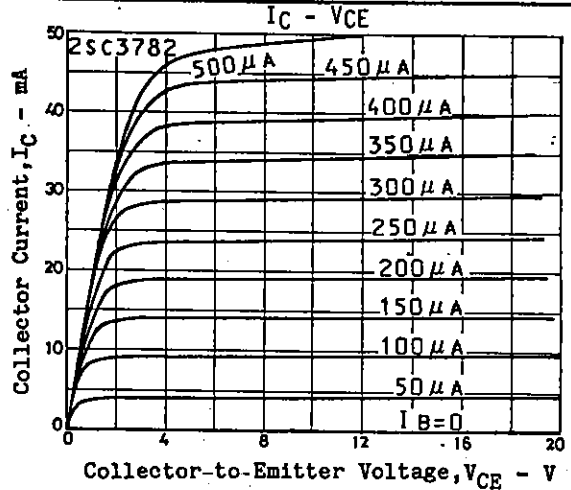
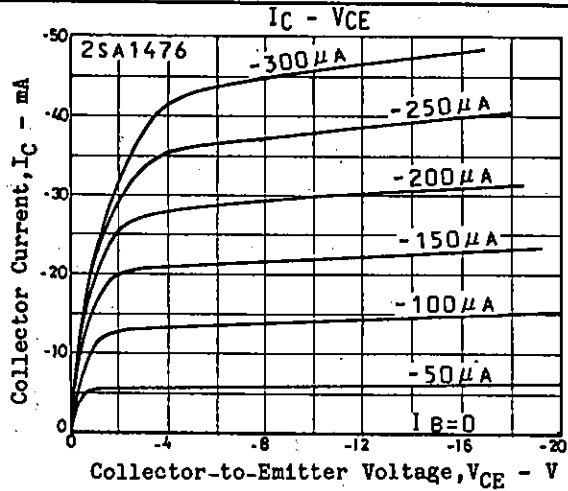
\*: The 2SA1476/2SC3782 are classified by 10mA  $h_{FE}$  as follows:

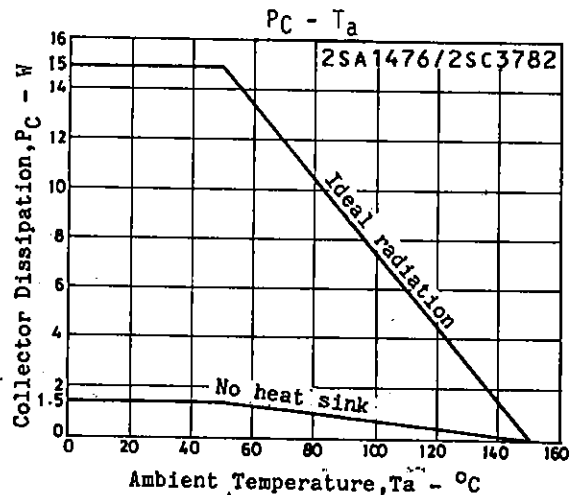
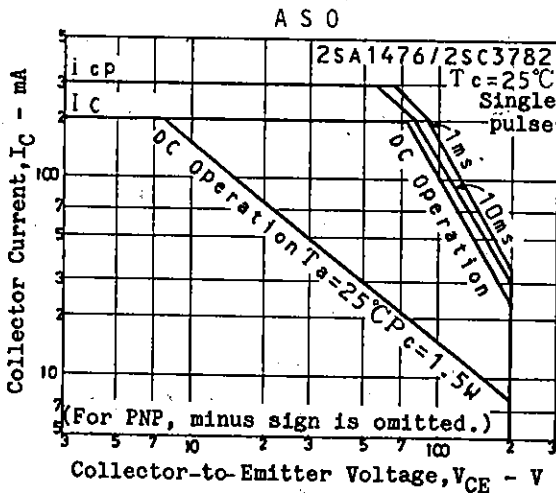
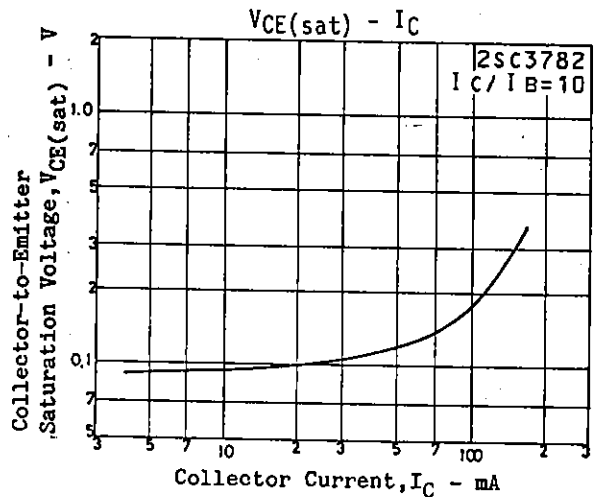
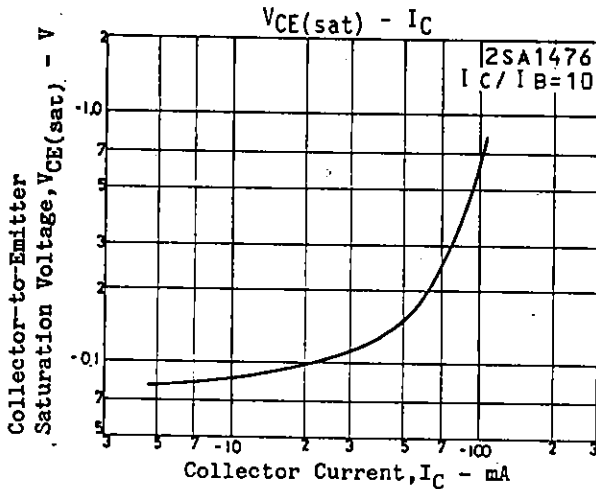
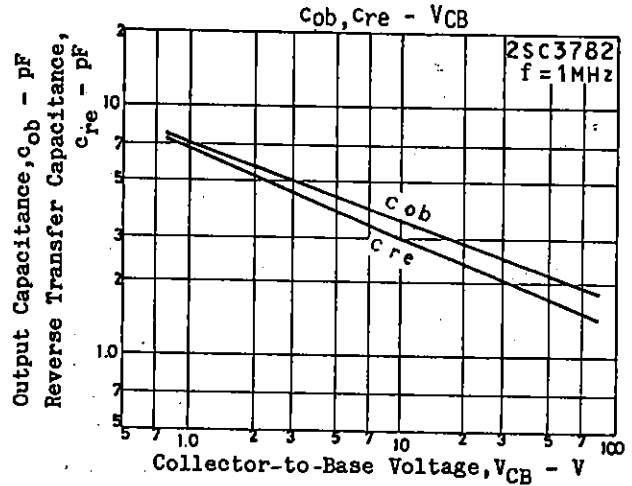
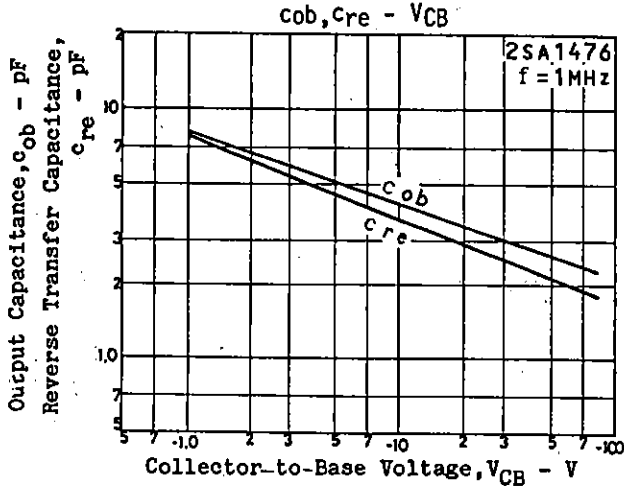
40	C	80	60	D	120
100	E	200	160	F	320

**Package Dimensions 2010A**  
(unit: mm)



2SA1476/2SC3782





■ No products described or contained herein are intended for use in surgical implants, life-support systems, aerospace equipment, nuclear power control systems, vehicles, disaster/crime-prevention equipment and the like, the failure of which may directly or indirectly cause injury, death or property loss.

■ Anyone purchasing any products described or contained herein for an above-mentioned use shall:

- ① Accept full responsibility and indemnify and defend SANYO ELECTRIC CO., LTD., its affiliates, subsidiaries and distributors and all their officers and employees, jointly and severally, against any and all claims and litigation and all damages, cost and expenses associated with such use;
- ② Not impose any responsibility for any fault or negligence which may be cited in any such claim or litigation on SANYO ELECTRIC CO., LTD., its affiliates, subsidiaries and distributors or any of their officers and employees jointly or severally.

■ Information (including circuit diagrams and circuit parameters) herein is for example only; it is not guaranteed for volume production. SANYO believes information herein is accurate and reliable, but no guarantees are made or implied regarding its use or any infringements of intellectual property rights or other rights of third parties.

This datasheet has been download from:

[www.datasheetcatalog.com](http://www.datasheetcatalog.com)

Datasheets for electronics components.